


Halloween



Activity Pack

Tangled webs

Find the correct strand of web to guide the spider to it's meal.



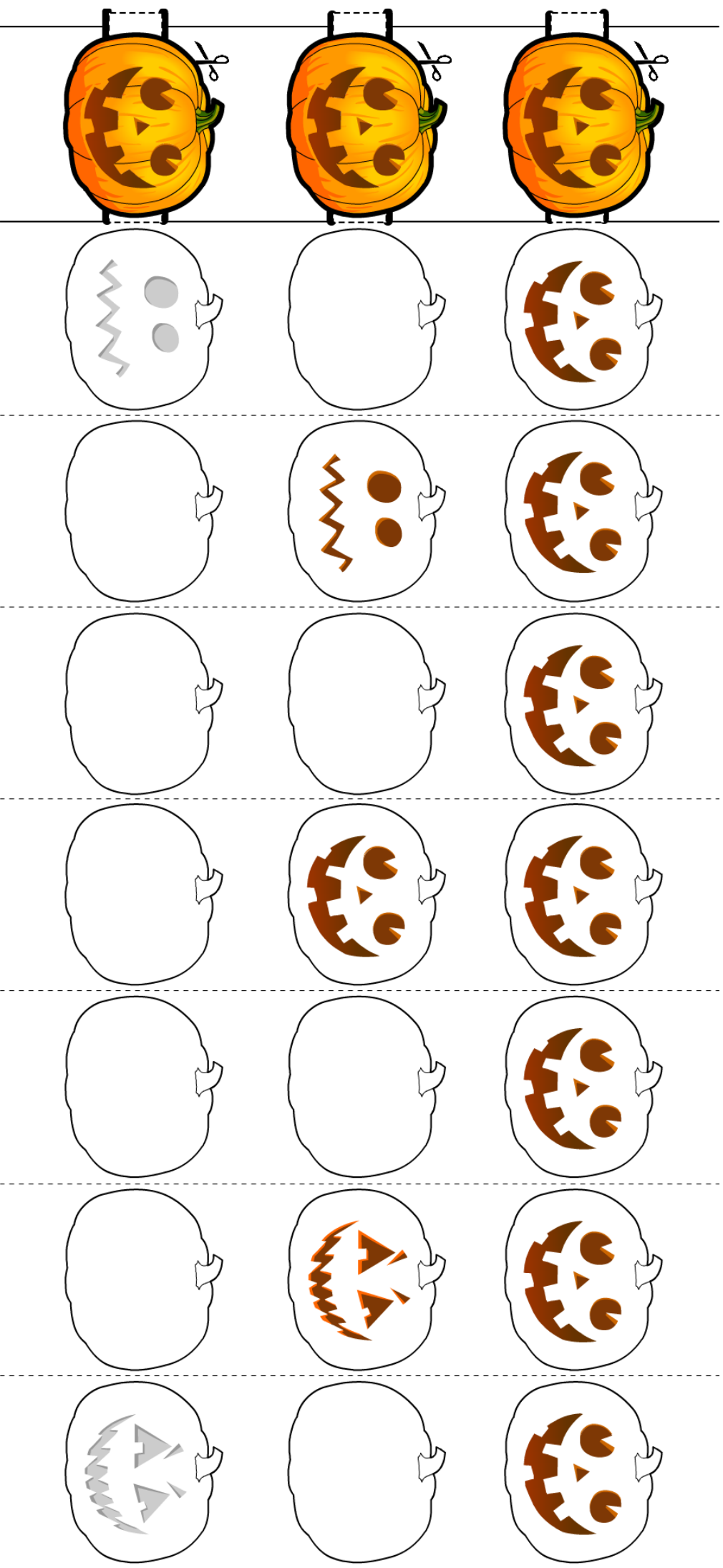

Pumpkin maze

Guide the worm through the pumpkin maze.



Pumpkin garland paper chain

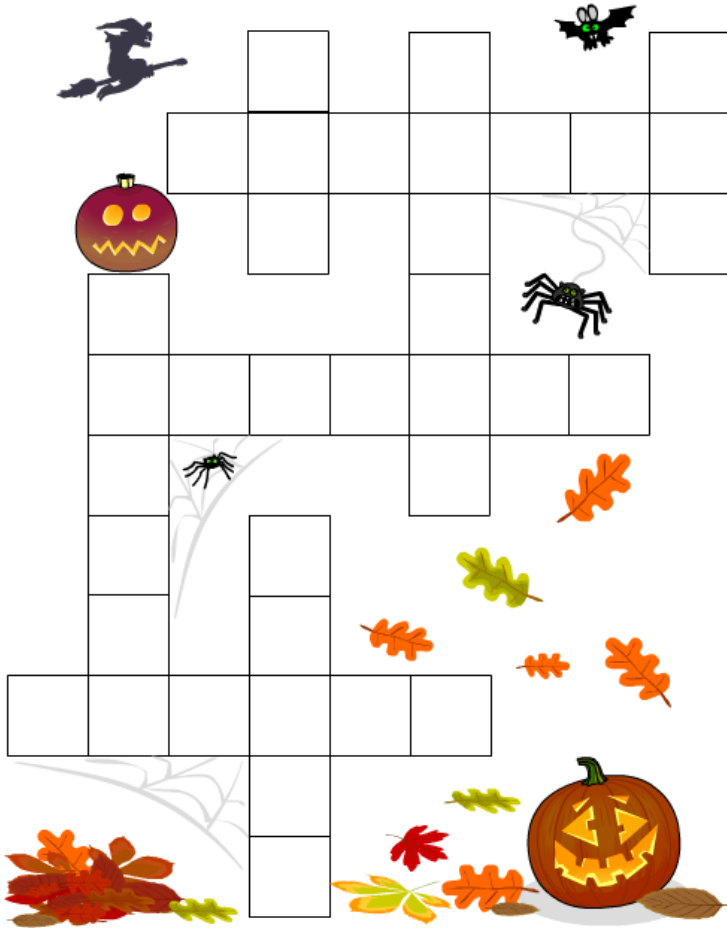
Fold the paper along the guides and cut out the pumpkins.
Colour them in and you can use them to decorate your house for Halloween!



Ask an adult for help with scissors.

Jig-word

Fit the words into the spaces. Be careful because some words have the same amount of letters!



3 letter words

bat

web

5 letter words

scary

6 letter words

spider

spooky

treats

7 letter words

pumpkin

vampire

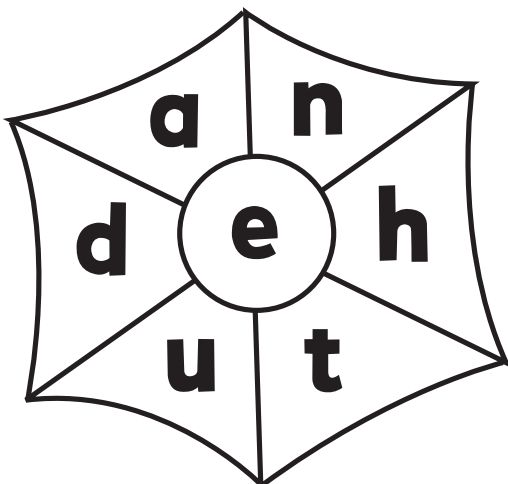
Word builder web

See how many words you can make using the web below. You can only use each letter once and must use the middle letter.

10 words = good

15 words = great


20+ words = fantastic



Busy Things


Odd one out

Which one is the odd one out?



Spot the difference

There are 10 differences between these images.



Scary sequences

Continue the picture sequences below.

									<input type="text"/>	<input type="text"/>
								<input type="text"/>	<input type="text"/>	<input type="text"/>
								<input type="text"/>	<input type="text"/>	<input type="text"/>
			<input type="text"/>			<input type="text"/>			<input type="text"/>	<input type="text"/>

Activity cube

Cut out the template below and stick together to create a cube. Try it with friends and family.



Acting around

Roll the cube.

Use the picture it lands on to perform an action.

Cat - crawl

Pumpkin - roll

Bat - flap

Ghost - float

Skeleton - rattle

Witch - zoom

Make a story

Start with "Once upon a time..."

Take turns to roll the cube.

Use the picture it lands on to tell the next line of a story.

Some story cue ideas...

...saw/met/followed...

...turned into a...

...got scared by....

...had a party with....

Ask an adult for help with scissors.


Draw your own pumpkin faces

Draw your own spooky faces and colour the pumpkins in. You could even use them as ideas to carve your own pumpkins!



Can you make a Busy Things monster out of a pumpkin? We'd love to see your designs...

Tag us on:  @busythings

 @busythings_

 @busythings

Number colour grid

Colour in each square by seeing what colour the number corresponds to. What image will be revealed?

Even numbers under 60 = purple

Odd numbers over 50 = orange

Odd numbers under 50 = black

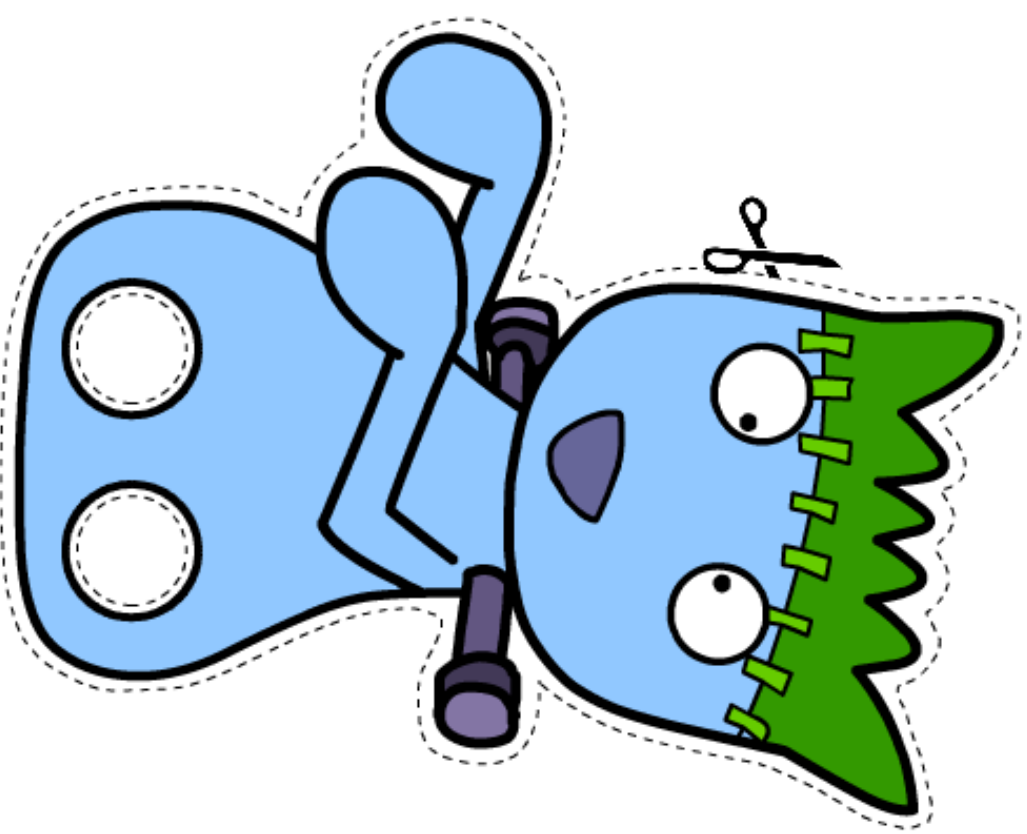

Multiples of 10 over 50 = green

2	46	22	14	160	58	10	16	20	32	24
42	28	4	18	12	80	44	8	54	48	40
34	26	53	99	22	110	36	117	63	44	6
38	55	119	125	51	90	113	135	67	181	30
89	97	3	79	75	115	161	59	31	57	95
71	13	157	27	65	71	67	49	61	7	97
91	57	89	165	53	43	73	79	87	69	133
89	41	67	101	121	151	85	111	73	29	113
109	11	9	43	87	45	3	191	21	17	121
63	87	35	1	25	31	15	31	37	123	199
12	59	97	21	39	99	33	49	93	189	56
52	6	53	61	55	77	103	91	119	18	26

Busy Things

Spooky cut-out finger puppets

Cut out these finger puppets and host your very own puppet show...or just have fun scaring people! You can even paint your fingers to match the colour of the characters.






Ask an adult for help with scissors.

Busy Things

Can you find?

If you can't go trick-or-treating, why not take a walk with a grown up to see how many of these things you can spot.



Halloween craft

Super slime

Make this child-friendly slime to play with and pretend you are a scientist.

You will need:

200g Cornflour
 100ml Water
 A few drops of food colouring/gel

 A large bowl to mix it all in
 A metal spoon
 An apron
 A protective tablecover or newspaper

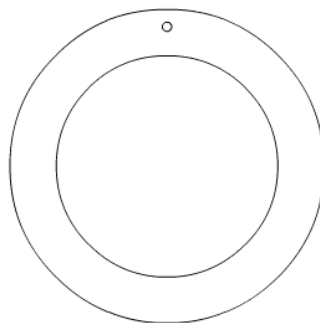

How to make your slime:

Weigh out the cornflour and put it into the large bowl.
 Start to add the water whilst mixing all the time.
 See how slimy you can make it! Add more water for more liquid slime.
 Add some food colouring to colour it.

Make your slime more stretchy by adding PVA glue instead of water. Add it a little at a time and keep kneading until you achieve the right consistency.

Autumn leaf wreath

Find colourful leaves to create your own natural leaf wreath to decorate your front door with. See how many species of tree you can identify.



You will need:

Thick card or a paper plate
 Scissors
 Glue
 String


How to make your wreath:

Cut out a large circle of card with the middle cut out.
 Find a good selection of dry autumn leaves and stick them on the card.
 Leave to dry, then hang it up!

Monstrous maths

Measuring

Using a ruler, measure the lengths of the spider strands then work out the maths questions.



How long is each strand?

A _____ cm

B _____ cm

C _____ cm

D _____ cm

What is **A + C**? _____

What is **D - B**? _____

What is **B x C**? _____

Spooky sums

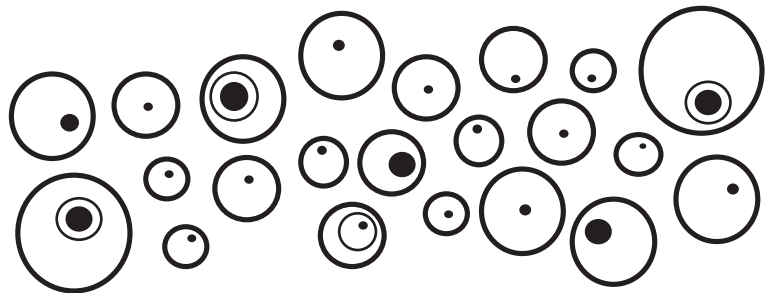
1. $10 - 5 =$ _____

2. $6 + 12 =$ _____

3. $8 \times 4 =$ _____

4. $10 \times 10 =$ _____

5. $80 \div 4 =$ _____



How many eyes are there? _____

How many circles are there in total? _____

Bone-breakers (code-breakers)



Solve the maths questions and use the answer to find the letter. Can you work out the phrases?

A	B	C	D	E	F	G	H	I	J	K	L	M	N	O	P	Q	R	S	T	U	V	W	X	Y	Z
26	25	24	23	22	21	20	19	18	17	16	15	14	13	12	11	10	9	8	7	6	5	4	3	2	1

Phrase 1

Write your letters in the top row.

$14-7$	$4+5$	6×3	$21+3$	8×2
=	=	=	=	=

$24 \div 2$	$20-11$
=	=

$21 \div 3$	$6+3$	11×2	$19+7$	$10-3$
=	=	=	=	=



Work out your maths sum in the bottom row.

Phrase 2

$15+4$	$30-4$	$22 \div 2$	$20-9$	$8 \div 4$
=	=	=	=	=

$20-1$	$17+9$	$30 \div 2$	$20-5$	$8+4$	$12 \div 3$	$9+13$	$27-5$	$4+9$
=	=	=	=	=	=	=	=	=

Phrase 3

$22-3$	$12+14$	$24 \div 4$	$20-7$	$14 \div 2$	$8+14$	$30-7$
=	=	=	=	=	=	=

$12+7$	3×4	$18 \div 3$	4×2	$27-5$
=	=	=	=	=

Phrase 4

$8 \div 2$	9×2	$13+11$	4×4	$29-7$	$19+4$
=	=	=	=	=	=

$12-8$	$10+8$	$28 \div 4$	12×2	$30-11$
=	=	=	=	=

Busy Things Answers


Tangled webs




Pumpkin maze



Odd one out



Spot the difference




Scary sequences



Jig-word



Word builder web



These are some of the common words

- ate
- den
- eat
- end
- hen
- hue
- net
- tea
- ted
- ten
- the

- dane
- date
- dean
- dent
- duet
- dune
- hate
- head
- heat
- hued
- neat
- nude
- tend
- then
- tune

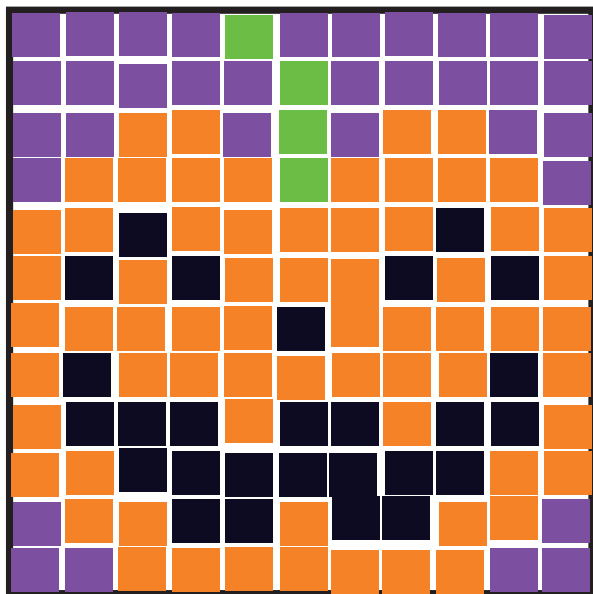
- death
- hated
- haute
- neath
- thane
- tuned

- hunted
- haunted

Busy Things

Answers

Number colour grid



Monstrous Maths

Measuring

How long is each strand?

A 8 cm

B 10 cm

C 4 cm

D 12 cm

What is A + C? 12cm

(8+4)

What is D - B? 2cm

(12-10)

What is B x C? 40cm

(10x4)

Spooky sums


1. $10 - 5 =$ 5

2. $6 + 12 =$ 18

3. $8 \times 4 =$ 32

4. $10 \times 10 =$ 100

5. $80 \div 4 =$ 20



How many eyes are there? 22

How many circles are there in total? 48

Formula:

Each eye has 2 circles in $22 \times 2 = 44$

4 eyes have an extra circle $44 + 4 = 48$

OR

4 eyes have 3 circles $4 \times 3 = 12$

18 eyes have 2 circles $18 \times 2 = 36$

$12 + 36 = 48$

Bone-breakers (code-breakers)



TRICK OR TREAT



HAPPY HALLOWEEN



HAUNTED HOUSE



WICKED WITCH

We invite you to play Busy Things for 7 days absolutely FREE

100s of fun educational games for ages 3-11

Register now at busythings.co.uk/families

Whether you're wanting to help your child prepare for school or to help them practise or catch up with skills they're learning at school, Busy Things can help!

Discover 100s of fun games and activities to develop and support maths, literacy, phonics, art, music, coding & so much more!

Register for a free trial today to enjoy 7 days of unlimited access to the wonderful world of Busy Things!



- ✓ Busy Things is loved and trusted by children, parents and 1,000s of schools all over the world!
- ✓ We know how to make learning fun and we've won a lot of awards to prove it!
- ✓ Our parent tools give you full control over how the site is set up for your children to use – up to 5 child profiles per family are included.
- ✓ Busy Things is a secure site, free from advertising. Feel confident knowing that your children are learning in a fun but safe online environment



"I cannot praise [Busy Things] enough - I'm a childminder and the children absolutely love playing all the games - they have no idea how much they are learning as they are having so much fun playing. My own children are 7 and 8 and they love the challenges on there. There is something for everyone and covers all areas of development. I love it!"

Tamsie Todd - parent.



TRY FREE

for 7 days at

www.busythings.co.uk/families

No obligation to purchase, no credit card details required

School closure SPECIAL OFFER

1 month for £1!

Future months at £4.49

(Renews automatically. Cancel anytime.)